



*Furniture that feels like home
And lasts a lifetime*





**Built for everyday living.
Crafted to last for generations.**

Contemporary furniture often looks stylish for a season but doesn't hold up to real life. Drawers stick, finishes chip, and joints loosen after a few years. We understand. You're tired of spending hard-earned money on pieces that simply don't last.

Our solid-wood furniture collections are built the way they used to be—crafted by skilled artisans who shape, join, and finish each piece one at a time in our Lancaster, PA shop. From solid hardwood frames to smooth, hand-sanded finishes, every detail reflects precision and a purposeful design. Each design blends everyday comfort with timeless simplicity, ensuring your home feels both welcoming and enduring.

When your furniture is crafted with care, your home becomes a true place of rest. Invest once, live comfortably, and rest assured your furniture will look—and feel—just as good decades from now as the day it arrived.

Bedroom Furniture



Midwest Collection

Crafted with sturdy lines and rich, dark finishes, these solid-wood pieces embody honest craftsmanship, creating a strong and enduring presence in your home.



Quiet retreat and lasting beauty. Crafted in solid wood with smooth finishes and purposeful design, our pieces transform your space into a peaceful, enduring sanctuary for rest.



Farmhouse Collection

Rustic charm meets refined simplicity. Featuring solid wood and a crisp two-tone finish, these pieces are built to deliver lasting comfort and warmth to your bedroom retreat.



Beds

All beds available in:
Twin • Full • Queen • King



Panel Bed • #90QRP
Headboard: 50" High • Footboard 28-3/4" High



Sleigh Bed • #80Q
Headboard: 60" High • Footboard 42" High



Pencil Post Bed • #70Q
Shown with optional canopy rails and slats
Headboard: 82-1/2" High • Footboard 82-1/2" High



Low Profile Bed • #30QLP
Headboard: 50" High • Footboard 19-1/4"



High Storage Bed
Slats #SB-K King • #SB-Q Queen • #SB-F Full • #SB-T Twin

Dressers



Chest on Chest • #53
37-1/2" w x 20-3/4" d x 54-1/2" h



Double Dresser • #57
53-1/2" w x 20-3/4" d x 35-1/4" h
shown with arch top mirror




4 Door Armoire #59
43" w x 23" d x 72-1/4" h



5 Drawer Chest • #55
37-1/2" w x 20-3/4" d x 55-1/4" h

4 Drawer Chest • #54
37-1/2" w x 20-3/4" d x 45-1/4" h

6 Drawer Chest • #56
37-1/2" w x 20-3/4" d x 65-1/4" h



2 Door Armoire #58
45" w x 23" d x 68-3/4" h



9 Drawer Dresser • #49
53-1/2" w x 20-3/4" d x 43-1/2" h
(Mirror sold separately 40" w x 36" d)



7 Drawer Midwest Dresser • #51
53-1/2" w x 20-3/4" d x 38" h



Lingerie Chest • #52
23-1/2" w x 14-3/4" d x 53" h



Midwest Collection Armoire
37-1/2" w x 20-3/4" d x 65-1/4" h

Night Stands

All nightstands are 22-1/2" w x 14-3/4" d x 27-1/4" h
Full extension drawer slides are standard on all drawers.
Flat, Raised, or Inset Panel



#65 3 Drawer
Nightstand



#60 4 Drawer
Nightstand



#61 2 Door
Nightstand



#62 1 Drawer
Nightstand



#63 2 Door,
1 Drawer Nightstand

Dining Room Furniture

Gather loved ones around heirloom-quality dining furniture. Crafted for daily life and lasting celebration, our solid-wood tables and chairs blend enduring comfort with timeless simplicity.



Benches

Benches with Storage
Unfinished
11" d x 17-1/2" h

B25 2'
B26 3'
B27 4'



1457-S Farmhouse Bench
57" w x 14" d x 17-1/2" h
Available in 5 sizes
Choose from 3 leg styles
Shown in Michael's Cherry



B37 60" Shaker Bench
with Wormy Maple Top Michael's
Cherry Top Black with Rub-Thru Glaze
60" w x 12-3/4" d x 18" h
Available in 4', 5', and 6'



1472T-BFT-RC Trestle Bench

14" w x 72" L x 18" h

Sawmill Plank Top; Shown in Rustic Cherry Top, Light Distress Special Walnut Stain; Base: Pine, True Black; Available without Bread Boards



1460CI-TBA Cast Iron Base Bench

with Angled Turnbuckles, Wormy Maple Top (72" w x 14" d x 18" h)

Shown in Heavy Distress Special Walnut Top



4084CI-A Cast Iron Base Table with Angled Stretchers, Wormy Maple Top (84" w x 40" d x 30" h)

Shown in Heavy Distress Michael's Cherry Top



1460CI-TBS Iron Base Bench with Straight Turnbuckle, Wormy Maple Top (72" w x 14" d x 18" h)

Shown in Heavy Distress Special Walnut Top

Tables

Available in smooth top, distressed, sawmill plank top with or without breadboard



4072CI-TBS Cast Iron Base Table with Straight Turnbuckle, Wormy Maple Top (72" w x 40" d x 30" h)

Shown in Heavy Distress Special Walnut Top



4072CI-TBA Cast Iron Base Table with Angled Turnbuckles, Wormy Maple Top (72" w x 40" d x 30" h)

Shown in Heavy Distress Special Walnut Top



E3648

36" x 48" Farm House Table with Two 12" Leaves (Two Leaves Shelf Store) (36" w x 48" d x 30" h)

Shown in Wormy Maple LD OCS-120 Husk Top, Pine Base LD OCS 121 Smoke



4072T-BFT-RC

Trestle Table (40" w x 72" d x 30 1/2" h)

Sawmill Plank Top; Shown in Rustic Cherry Top, Light Distress Special Walnut Stain; Base: Pine, True Black; Available Without Bread Boards



3660-S

Farmhouse Table

(36" x 60") Available in 5 Sizes;

Choose from 3 Leg Styles.

C Country S Shaker M Mission; Tables under 40"w come standard with 2-3/4" legs; Tables over 40"w come standard with 4" legs; Shown in Rich Cherry



4072-S

Farmhouse Table (40" x 72")

Available in 5 Sizes; Choose from 3 Leg Styles

Shown in Heavy Distress Michael's Cherry Top, Black with Rub-Thru & Glaze Base



3692M

Farmhouse Table (36" x 60" x 92")

Available in 5 Sizes; Choose from 3 Leg Styles

Shown with company board, in Heavy Distress with Scalloped Edges, Michael's Cherry Top with Glaze, Black with Rub-Thru & Glaze Base

Table Leg Styles



Colonial Shaker Mission Mannington Montreal Concord Shaker

Table Top Edge Profiles

#1 Classical Ogee



#8 3/4" Roundover



#2 Thumbnail



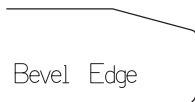
#9 Chamfer Edge



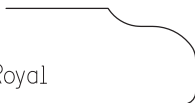
#3 Dropped Roundover



#10 Bevel Edge



#4 Royal



#11 1/8" Roundover



#5 1/4" Roundover



#12 Square



#6 3/8" Roundover



#13 Mission



#7 1/2" Roundover



#14 Undercut




Table Top Shapes

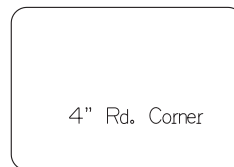
Sq. Corner



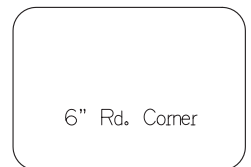
2" Rd. Corner



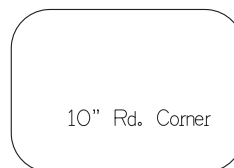
4" Rd. Corner



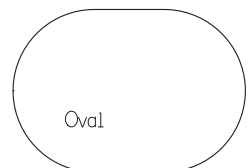
6" Rd. Corner




10" Rd. Corner



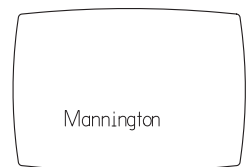
Oval



Georgetown



Mannington





165
 52" Kitchen Island Wormy Maple Top
*Heavy Distress Special Walnut Glaze
 Amsterdam with Rub-Thru & Glaze*
 Base: 48"w x 21-1/2"d x 35"h
 Top: 52"w x 25"d with 12.5" Dropleaf;
 Full-Extension Drawer Track; One Fixed Shelf



164
 52" Kitchen Island
 Wormy Maple Top
*Michael's Cherry Top
 Black with Rub-Thru & Glaze*
 Base: 48"w x 21.5"d x 35"h
 Top: 52"w x 25"d with 12.5" Dropleaf
 Full-extension Drawer Track
 One Fixed Shelf



6030BD
 60" Kitchen Island with Barn Doors Wormy Maple Top
 Base: 57"w x 23"d Top: 60"w x 30"d
*Shown in Light Distress Michael's Cherry Top,
 Black with Rub Base*



163
 Kitchen Island Wormy Maple Top
*Heavy Distress Michael's Cherry with Glaze Top
 Heavy Distress Legacy Black*
 Top: 51.5"w x 28.5"d Base: 37"w x 19"d x 35.25"h
Shown: Heavy Distressed, One Fixed Shelf



6036BD Barn Door Hutch with
 Three Drawers (60"w x 21"d x 80"h)
*Shown in Heavy Distress Special
 Walnut Tops & Back; Base: Heavy
 Distress Sandstone with Rub*

6036ABD Barn Door Hutch
 Base with Three Drawers
 (60"w x 21"d x 36"h)
*Shown in Heavy Distress
 Special Walnut Top
 Base: Heavy Distress
 Sandstone with Rub*



6236BD Barn Door
 Sideboard with Four Drawers
 (62"w x 18"d x 36"h)
*Shown in Heavy Distress
 Special Walnut*



Live Edge Creations



Stools

All chair styles (see chairs) are available in counter and bar stool heights. Refer to price list for details.



B12 14" Bar Stool
14"w x 14"d x 24"h
Two Tone – Special Walnut Top
Black with Rub



B15 Bar Stool
12-1/2"w x 12-1/2"d x 24" or 30"h
Two Tone – Special Walnut Top
Antique Green with Rub



B18 Bar Stool
17"w x 17"d x 24"h
Two Tone – Michael's Cherry Top
Black with Rub Base
MAPLE



B17 Saddle Stool
18"w x 16"d x 24"h
Two Tone – Special Walnut Top
Black with Rub Base



B17A CS Saddle Stool
22"w x 13"d x 26"h
Black with Rub Base
MAPLE



270 Series Fanback Side Chair
18"w x 18"d x 39"h
Homestead White w/ Cocoa Seat
Rough Sawn Wormy Maple



270 Series Fanback Arm Chair
23"w x 18"d x 39"h
Homestead White w/ Cocoa Seat
Rough Sawn Wormy Maple

Chairs



2120 Galveston
19"w x 17"d x 40-1/4"h
Shown in Black with Rub-Thru & Glaze, Michael's Cherry Seat



225 Series Winnfield
18"w x 18"d x 40"h
Rough Sawn Oak with Reclaimed Seat in Carbon



280 Series Broadway
18"w x 18"d x 38"h
Shown in smooth red oak w/ harvest oak stain



220 Series Cambridge
18"w x 18"d x 39"h
Shown in Rough Poplar, Smokey Glaze & Antique Slate seat



2121 Galveston
24"w x 17"d x 40-1/4"h



#225 Series Winnfield
23"W x 18"D x 40"H
Rough Sawn Oak with Reclaimed Seat in Carbon



280 Series Broadway
23"w x 18"d x 38"h

220 Series Cambridge
with arms
23"w x 18"d x 39"h



340 Lincoln
17-3/4"w x 16-1/2"d x 39-3/4"h
Shown in Cottage Red with Rub-Thru & Glaze Special Walnut Seat



221 Montreal
18-1/4"w x 17"d x 41"h
Shown in Michael's Cherry



200 Series Raven
18"w x 18"d x 39-1/2"h
Shown in Sawn Oak, Reclaimed Seat, w/Briar frame & Fruitwood seat



215 Series Prairie
18"w x 18"d x 38-1/2"h
Shown in Sawn Oak, Reclaimed Seat, all-natural w/VDB Glaze



341 Lincoln
22-1/2"w x 16-1/2"d x 39-3/4" h



222 Montreal
24-1/2"w x 17"d x 41"h



200 Series Raven
23"w x 18"d x 39-1/2"h



215 Series Prairie
23"w x 18"d x 38-1/2"h

Living Room Furniture

From displaying treasures to organizing media, our living room pieces offer quiet strength. Each solid-wood occasional, bookcase, and entertainment center is finely crafted to bring lasting function and timeless beauty to your everyday living.



Occasionals



T109 Coffee Table with Doors
41" w x 22" d x 18-1/2" h
Wormy Maple Top, HD Michael's Cherry Top, Coco White with Rub Base



T110 Coffee Table
48" w x 18" d x 19" h
With Two Drawers
Wormy Maple Top; HD Special Walnut Top; HD LC Coco White Base; Two-Sided Drawer Access – Through Drawer (Opposite Side View) Wood on wood drawer glide



T111 End Table with Drawer and Shelf
22" w x 27" d x 26" h
Wormy Maple Top, Special Walnut Top, Sandstone Base with Rub



T112 Chair Side Table with Drawer and Shelf
12" w x 27" d x 26" h
Wormy Maple Top, Special Walnut Top, Sandstone Base with Rub



T107A End Table with Drawer and Door
21" w x 26" d x 25" h
Wormy Maple Top, Michael's Cherry Top, LC Vintage Black Base



T108 Chairside Table With Door
15" w x 26" d x 25" h
Wormy Maple Top, Rich Tobacco



T107 End Table with Door
21" w x 26" d x 25" h
Wormy Maple Top, Michael's Cherry Top, Black with Rub Base



T108A Chair Side Table With Door & Drawer
15" w x 26" d x 25" h
Wormy Maple Top, OCS Onyx

Shaker Collection Without Shelves



T98D Shaker Chair Side with Drawer
12" w x 20" d x 25" h
Wormy Maple Top
Michael's Cherry Top
Black with Rub Base

T98 Shaker Chair Side
12" w x 20" d x 25" h
Wormy Maple Top
Michael's Cherry Top
Black with Rub Base

T100 Shaker Coffee Table
42" w x 24" d x 18" h
Wormy Maple Top
HD Special Walnut Top
HDLC Beige Bottom

T99 Shaker Sofa Table
48" w x 16" d x 30" h
Wormy Maple Top
HD Special Walnut Top
HDLC Beige Bottom

T101 Shaker End Table
20" w x 20" d x 25" h
Wormy Maple Top
HD Special Walnut Top
HDLC Beige Bottom

Shaker Collection With Shelves



99A
Shaker Sofa Table with Shelf
48" w x 16" d x 30" h
Wormy Maple Top, Special Walnut Top
Cottage Red with Rub Base; Full extension drawer glides



T101A
Shaker End Table with Shelf
20" w x 20" d x 25" h
Wormy Maple Top, Special Walnut Top
Cottage Red with Rub Base



T100A
Shaker Coffee Table with Shelf
42" w x 24" d x 18" h
Wormy Maple Top, Special Walnut Top,
Cottage Red with Rub Base



T98DA
Shaker Chair Side w/Shelf & Drawer
12" w x 20" d x 25" h
Wormy Maple Top, Michael's Cherry



T98A
Shaker Chair Side with Shelf
12" w x 20" d x 25" h
Wormy Maple Top, Michael's Cherry

Coffee & End Tables



4224 Coffee Table with
Cast Iron Base, Wormy
Maple Top & Shelf
42" w x 24" d x 18" h
Shown in Heavy Distress
Special Walnut Top & Shelf

2722 End Table with
Cast Iron Base, Wormy
Maple Top & Shelf
27" w x 22" d x 24" h
Shown in Heavy Distress
Special Walnut Top & Shelf

105 Coffee Table with
Wormy Maple Top
Two Tone – Michael's Cherry
Top
Black with Rub-Thru & Glaze
45" w x 26" d x 18" h



103 Chairside Table
Two-tone – Michael's Cherry Top
Black with Rub-Thru & Glaze
14" w x 26" d x 24" h



104 End Table
Two-tone – Michael's Cherry Top
Black with Rub-Thru & Glaze
21" w x 26" d x 25" h



107 Coffee Table with
Wormy Maple Top
Two Tone – Michael's Cherry Top
Black with Rub-Thru & Glaze
38" w x 22" d x 19" h



T103 End Table with
Wormy Maple Top
Michael's Cherry Top; Black with
Rub Base
18" w x 22" d x 25" h



T102 Coffee Table with Doors
Wormy Maple Top; HD Harvest Top;
Black with Rub Base
41" w x 20" d x 18.5" h



106 Sofa Table with Shelf
Michael's Cherry Top
Coco White with Rub-Thru & Glaze
45" w x 16" d x 30" h

Entertainment TV Consoles



7030BD2 70" Barn Door TV Console
w/ Sound Bar Opening; 70"w x 16"d x 30"h
Shown in Heavy Distress, Special Walnut



S89BW Four Door TV Cabinet with Raised Panel
60.5"w x 16"d x 32.5"h
Two Tone — Special Walnut Top
Barn Red with Rub Base

The Brooklyn Collection



1660G 60" Brooklyn Console
with Two Center Glass Doors
60"w x 16"d x 32"h
Shown in Rustic Brown Maple, Sawmill
Plank Top, OCS-117 Asbury Top, OCS-118
Antique Slate Pine Base
Also Available with Flush-Cut Top 1656G



1660W 60" Brooklyn Console
with Two Center Doors Flat Panel
60"w x 16"d x 32"h
Shown in Rustic Brown Maple, Sawmill
Plank Top, OCS-117 Asbury Top, OCS-118
Antique Slate Pine Base
Also Available with Flush-Cut Top 1656W

Bookcases



4042 Bookcase One fixed shelf behind doors 40" w x 13" d x 42" h; *Special Walnut Top; Black with Rub; Bead Board Back*



367213D One adjustable shelf behind door 36" w x 13" d x 72" h
Special Walnut; Bead board Back; Also available in 5 ft – 366013D



3560 Bookcase with Drawer & Three adjustable Shelves 35" w x 13" d x 60" h
Special Walnut Top; Black with Rub; Bead Board Back



367213
36" w x 13" d x 72" h
366013
36" w x 13" d x 60" h
364813
36" w x 13" d x 48" h
363613
36" w x 13" d x 36" h

3 ft • 4 ft • 5 ft • 6 ft
*Special Walnut
Bead Board Back*

Finishing

Legacy Color Collection

Two-step paint process



LC19 Amsterdam



LC17 Vintage Black



LC12 Green



LC11 Red



LC15 Brick Red



LC10 Brown




LC8 Beige



LC9 Coco White



LC14 Smoky Red



LC6 Black



305 True Brown



307 True Green



308 True Black



306 True Cottage Red



300 True White



304 True Amsterdam



302 True Beige



301 True Sandstone



303 True Grasshopper

Paint Colors

Shown with rub

All our finishes are top coated with two coats of high quality varnish for years of protection.



#6 Black



#18 Cottage Red



#12 Antique Green



#10 Brown



#19 Amsterdam



#20 Grasshopper



#8 Beige



#7 Sandstone



#9 Coco White

Stain Colors

Choose a finishing option from our different stains or call for OCS stain color and color matching

On Pine Wood *(Include Varnish)*



51 Seely



52 Autumn Wheat



53 Special Cherry



55 Honey




54 Special Walnut




56 Harvest



57 Michael's Cherry



58 Rich Cherry




59 Rich Tobacco

On Wormy Maple *(Include Varnish)*




51 Seely



52 Autumn Wheat




53 Special Cherry



54 Special Walnut



55 Honey



56 Harvest



57 Michael's Cherry



58 Rich Cherry



59 Rich Tobacco

Wood Options

oak
maple

cherry
poplar

wormy maple
hickory

walnut
pine



A Steady Hand, A Singular Goal

Every piece of furniture we sell is crafted by artisans in a small Amish furniture shop in Ronks, Pennsylvania. Here, craftsmen understand that true quality takes time. Owner Elmer King leads the team with a hands-on approach. He balances generations of craftsmanship with careful business growth to ensure every order receives personal attention.

As a member of Pennsylvania Furniture Builders, our shop blends traditional methods with unwavering service to meet the needs of today's retailers and families alike. The result is furniture that reflects both timeless heritage and honest practicality: beautiful enough for any setting, durable enough for a lifetime of use.

Our team believes mass-produced furniture is simply not enough. You need solid wood, intentional design, and honest value—furniture built to be used, loved, and passed down.

